

Shear Key

Seismic restrainer system for
bridges & viaducts



Dextra

www.dextragroup.com

System description

Shear key and hold down bars are a special application of Post-Tensioning smooth bar systems where a full assembly acts as a permanent seismic restrainer for the connection of elevated metro/roads precast segments.

The core accessories of the system are:


- High tensile bar with threaded ends.
- Swivel nuts.
- Swivel plates.
- Corrosion protection accessories.

Dextra can also provide the jacking service, consult us for more information.




Benefits

- High ductility, fatigue resistance, impact resistance.
- Full traceability and individual bar labelling.
- Ready-to-install conditions: delivered as pre-assembled sets with factory-injected grease in HDPE duct.
- Sea-worthy packing.
- Project engineering support by Dextra dedicated Bar Systems Engineering team.



Applications




Shear key system

Bars, which are delivered in HDPE pipes already filled with grease, are inserted into the concrete reservation (created by steel pipe, supplied by others).



Plates are installed and active end nut is tightened by the use of an hydraulic jack to put the system under tension.

This will ensure minimal displacement in case of a seismic event.



Hold down system

This system is similar to the Shear Key in components and installation.

It is positioned vertically to connect the precast girder to the pier.



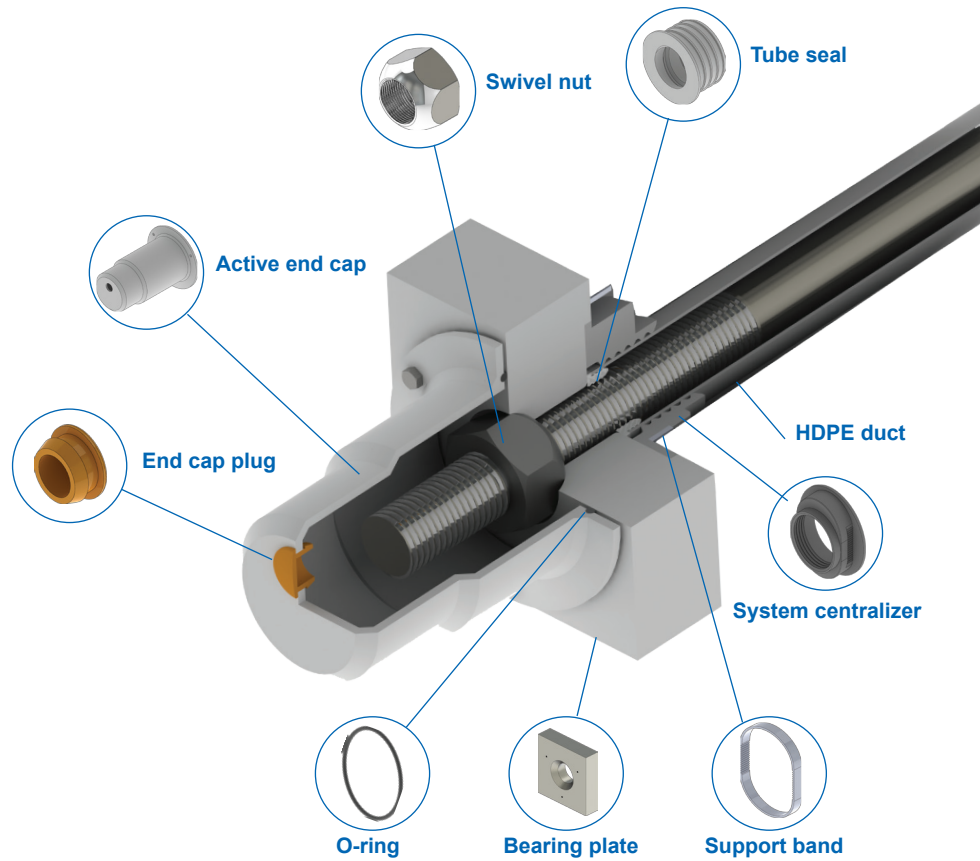
System accessories

Dextra system is inclusive of all accessories.

As a permanent external and unbonded system. Shear key systems require the following corrosion protection measures:

- Smooth HDPE duct filled with grease (factory-injected and controlled at our facility).
- Protection cap installation injected with grease (at site after jacking).

The steel pipe used to create recess hole in the concrete is not supplied by Dextra but can be sourced locally as per dimensions detailed in the specification section.



Specification & dimensions

Our Shear Key bar systems and hold down bar systems are available with their full range of accessories for grade 1050/1200 and come in two diameters: 37 mm (thread M39) and 43 mm (thread M45).

Other diameters and grades may also be supplied, please consult us for more information.

Thread Size	Bar diameter	Critical Cross Section Area	Linear weight	Load capacity for Carbon Steel Grade 1050/1200		Recess holes		Plate dimensions (Square)
				Yield load	Ultimate load	Active end (Oblong)	Passive end (Circular)	
	(mm)	(mm ²)	(kg/m)	(kN)	(kN)	(mm)	(mm)	(mm)
M39	37	976	8.44	1,025	1,171	170x90mm	100mm	250x250x60
M45	43	1,307	11.40	1,372	1,568	170x90mm	100mm	250x250x60

High tensile bars

High strength steel bar dia 37 (M39) or dia 43 (M45).

Yield stress $F_y > 1050$ MPa.

Tensile stress $F_u > 1200$ MPa.

Elongation at breaking $> 10\%$.

Resilience at 20°C > 50 Joules.

Relaxation $< 3.5\%$.

Fatigue resistance of the bars :

- Mean stress : 0.57 F_y
- Stress range : +/- 0.03 F_y
- 4 million cycles
- After 4 million cycles, no breaking at less than 0.80 F_y .
- The threading of the bars shall be made by rolling method (cold forming).

Duct

The duct shall be made of HDPE.

External diameter 63mm, 5mm thick.

Duct must be factory injected with grease.

Cap

The ends of the bars shall be equipped with protection caps filled up with grease at site and fixed on repartition plate by screws.

Repartition plate

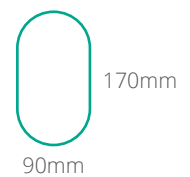
S355 JO quality or equivalent

Restrainers fixed to plates by means of spherical nuts to allow slight rotation.

Plate must be coating with 3 layer paint system with minimum DFT of 300 microns.

Recess hole

Active end should have a oblong shape.



Passive end should have a circular shape.



References



Goa Mandovi Bridge



Hyderabad Metro

Commercial presence in more than 55 countries.



HEADQUARTERS THAILAND
Dextra Manufacturing Co., Ltd.
 Tel: (66) 2 021 3800
 Fax: (66) 2 328 0374
 E-mail: thailand@dextragroup.com



INDIA
Dextra India Pvt. Ltd.
 Tel: (91) 22 2838 6294 / 22 2839 2694
 Fax: (91) 22 2839 2674
 E-mail: india@dextragroup.com



CHINA
Dextra Building Products (Guangdong) Co., Ltd.
 Tel: (86) 20 2261 9901
 Fax: (86) 20 2261 9902
 E-mail: china@dextragroup.com



HONG KONG
Dextra Pacific Ltd.
 Tel: (852) 2845 7766 / 2511 8236
 Fax: (852) 2586 1656 / 2519 0852
 E-mail: dplbuilding@dextragroup.com



MIDDLE EAST
Dextra Middle-East FZE
 Tel: (971) 4886 5620
 Fax: (971) 4886 5621
 E-mail: middleeast@dextragroup.com



EUROPE
Dextra Europe SARL
 Tel: (33) 1 45 53 70 82
 Fax: (33) 1 47 04 28 97
 E-mail: europe@dextragroup.com



NORTH AMERICA
Dextra America Inc.
 Tel: (1) 805 915 4734 / 818 261 5166
 E-mail: america@dextragroup.com



BRAZIL
Dextra do Brasil
 Tel: (55) 11 5505 2475 / 2477
 E-mail: brasil@dextragroup.com



LATIN AMERICA
Dextra Latam
 Tel: (507) 6454 8100 / (507) 831 1442
 E-mail: latam@dextragroup.com



Dextra

www.dextragroup.com